

Flusher disinfectors

> for hospitals and nursing houses



Steelco
devoted to hygiene

 "For the Environmentally conscious"



> Flusher disinfectors

Steelco continues to grow its international reputation through its strategy of investment in product development. This range of Flusher Disinfectors offers a large choice to the customers of machines with consistently tested and efficient washing performance.

Key features for cleaning effectiveness of Steelco Flusher Disinfectors:

- > Steelcotronic Control System, with auto-diagnostic checking that constantly monitors and displays current cycle status and alarms, allows to optimize the washing process and to personalize programs on board of the machines.
- > Efficient tested cleaning results achieved thanks to many fixed and rotating nozzles which provide optimum water distribution inside and outside the treated items.
- > Steam is conveyed through the washing nozzles to ensure the complete disinfection of the washing circuit during each process.
- > Soiled goods are loaded at an ergonomic working height.
- > Steelco Flusher Disinfectors are available with automatic door opening by a foot-operated pedal or with an optional infra-red proximity switch which opens and closes the door automatically.
- > To eliminate the risk of dirty and growth of bacteria, Steelco has made internal chambers with rounded corners and smooth edges inside of the door.
- > A flexible holder as standard is included. Special racks and holders available.

> Flusher disinfectant range

All models are available with manual, semi automatic or automatic door movement



- > BP 100 M
- > BP 100 A



- > BP 100 HE
- > BP 100 HSE
- > BP 100 HAE



- > BP 100 H
- > BP 100 HL single door
- > BP 100 HL2 double doors



> Standard compliant:



> Steelco Flusher Disinfectors are designed and constructed to comply with the latest European and UK guidelines on decontamination.

> EN ISO 15883-1/3, KIWA, CSA-US, EMC and SPRI



> Steelco Flusher Disinfectors are classified CE Medical Device (Community rule 93/42/CEE) with code nr. 0051.

Safety features:

- > Door chamber is locked during the cycle.
- > Door opening is possible only once disinfection is complete
- > The machine shut-down in case of clogged discharge outlet.
- > Disinfection check
- > Acoustic alarms to indicate faults
- > 24 V control panel
- > A lockable cabinet for storage of lime scale remover and detergent canisters on the basement of the machine.

> Drainage bag cutter and thermidisinfector



- > Steelcotronic Control System
- > External cabinet made of 304 stainless steel.
- > Inner cabinet and injectors made of high quality AISI 316 L stainless steel.
- > Construction system with total removal of angles.
- > Self cleaning tank with rounded edges.



- > FLY cutter
patent pending

Flusher disinfectors



> The Steelco range of **compact flusher disinfectors** has guaranteed for many years unrivalled hygiene and cleaning standards, it handles and disinfects all reusable items such as bedpans, urine bottles and buckets. With Steelco, both the patients and the nursing staff are assured to be hygienically secure!

> **BP 100 HE**

Manual door opening/manual closing

> **BP 100 HSE**

Automatic door opening/manual closing

> **BP 100 HAE**

Automatic door

- > LED display, easy to use. Standard.
- > LCD display, 16 characters on two lines. Font size 10x5 mm with backlit screen. Displaying of the washing cycle, of the current cycle phase, chamber temperature, remaining time and A0 value. End cycle and maximum temperature reached indication. Alarm status indicated by number and description. Optional.
- > Optional infra-red proximity switch that opens the door without physical contact.
- > Lime-scale remover pump as standard, detergent pump optional.

> **BP 100 H**

Manual door opening/manual closing

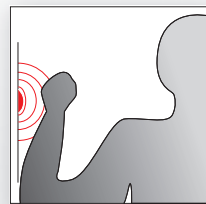
> **BP 100 HS**

Automatic door opening/manual closing

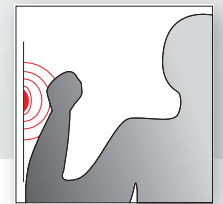
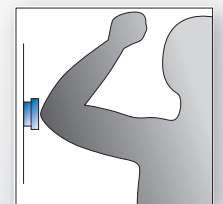
> **BP 100 HA**

Automatic door

- > LCD display, 16 characters on two lines. Font size 10x5 mm with backlit screen. Displaying of the washing cycle, of the current cycle phase, chamber temperature, remaining time and A0 value. End cycle and maximum temperature reached indication. Alarm status indicated by number and description.
- > Optional infra-red proximity switch that opens the door without physical contact.
- > Lime-scale remover pump as standard, detergent pump optional.



> BP 100 HAE



> BP 100 HA

> General key features

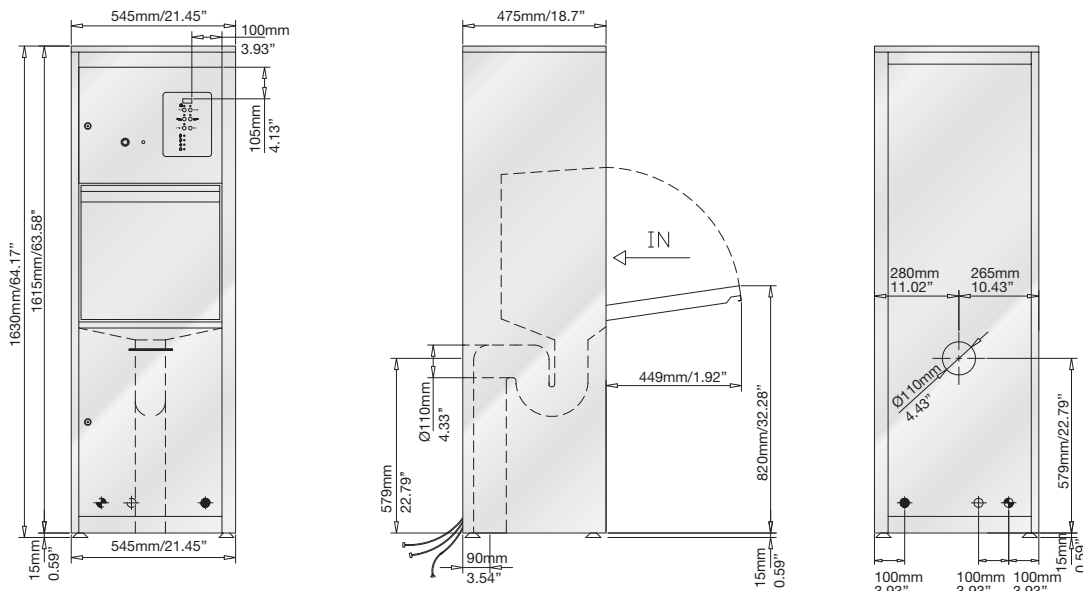
- A multi-functional aid capable of holding all the receptacles commonly used in hospitals and nursing houses.
- Steelco control panel is safe to use and simple to understand.
- Steelcotronic control system, with auto-diagnostic checking that constantly monitors and displays current cycle status and alarms, allows to optimize the washing process and to personalize programs on board of the machines.
- Steam is conveyed through the washing nozzles to ensure the complete disinfection of the washing circuit during each process.

- Efficient tested cleaning results achieved thanks to many fixed and rotating nozzles which provide optimum water distribution inside and outside the treated items.
- Soiled goods are loaded at an ergonomic working height.
- Steelco flusher disinfectors are available with automatic door opening by a foot-operated pedal or with an optional infra-red proximity switch.
- A flexible holder as standard is included. Special racks and holders are available.

> Connections

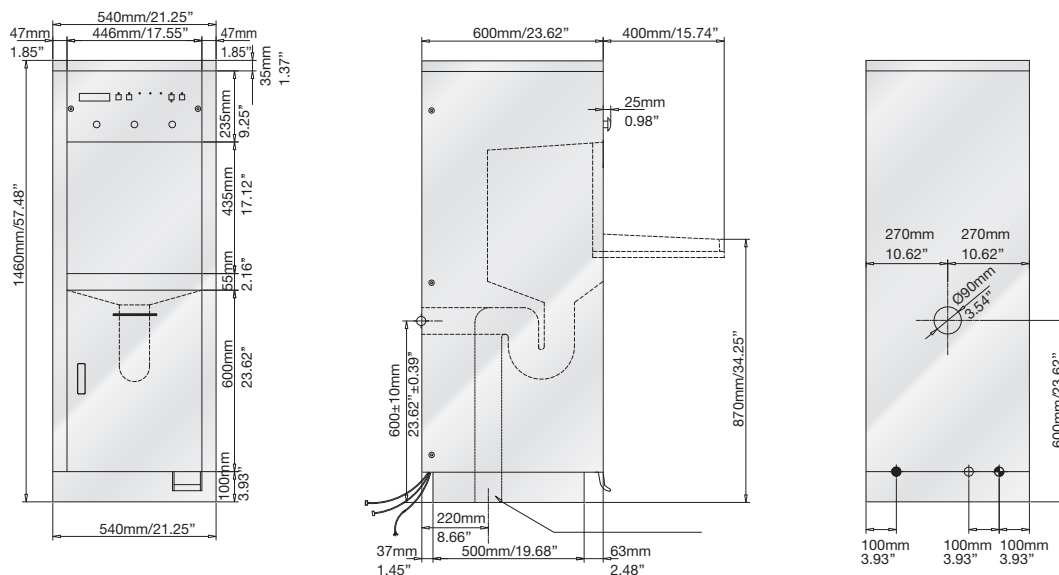
Standard electrical connection (International)	400 Vac 3 N+T / 50Hz
Optional electrical connection (North America)*	3x208V/60Hz or 1x220V/60Hz
Power	5400 W
Pump power	900 W
Noise	51 dB(A)
Permitted room temperature	+5°C / +40°C

*other electrical connections also available as optional



> BP 100HE

> BP 100H



	BP 100 HE		BP 100 H	
1 Warm water connection	¾" male	DN 20 mm	¾" male	DN 20 mm
2 Cold water connection	¾" male	DN 20 mm	¾" male	DN 20 mm
3 Electrical connection				
4 Machine drain	Ø 110 mm/4.33"		Ø 90 mm/3.54"	

Flusher disinfectors



> Steelco range of **flusher disinfectors large capacity HL** models are made to hygienically handle and disinfect all reusable items such as bedpans, urine bottles, suction bottles and buckets. With Steelco, both the patients and the nursing staff are assured to be hygienically secure!

> LCD display, optional infra-red proximity switch that opens the door without physical contact.
 > Lime-scale remover pump as standard, detergent pump optional

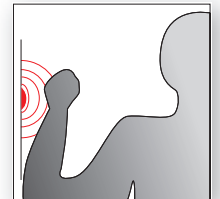
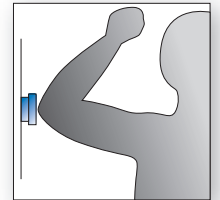
> **BP 100 HL**
 Manual door opening/manual closing

> **BP 100 HL2MM**
 Pass-through manual doors

> **BP 100 HLS**
 Automatic door opening/manual closing

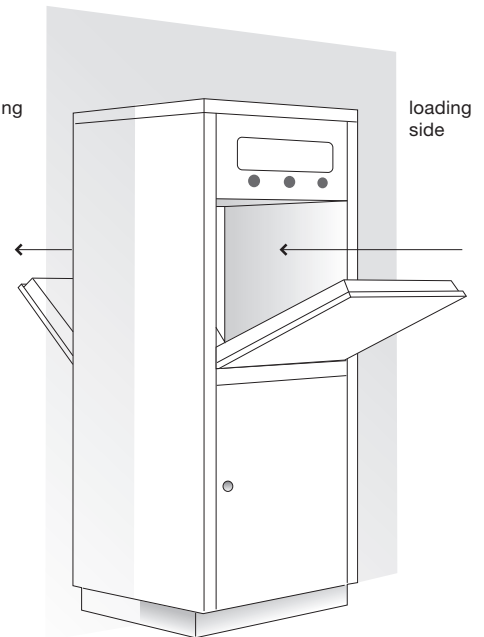
> **BP 100 HL2AM**
 Pass-through automatic loading door opening, manual unloading door closing

> **BP 100 HLA**
 Automatic door



unloading side

loading side



> BP 100 HL2AM

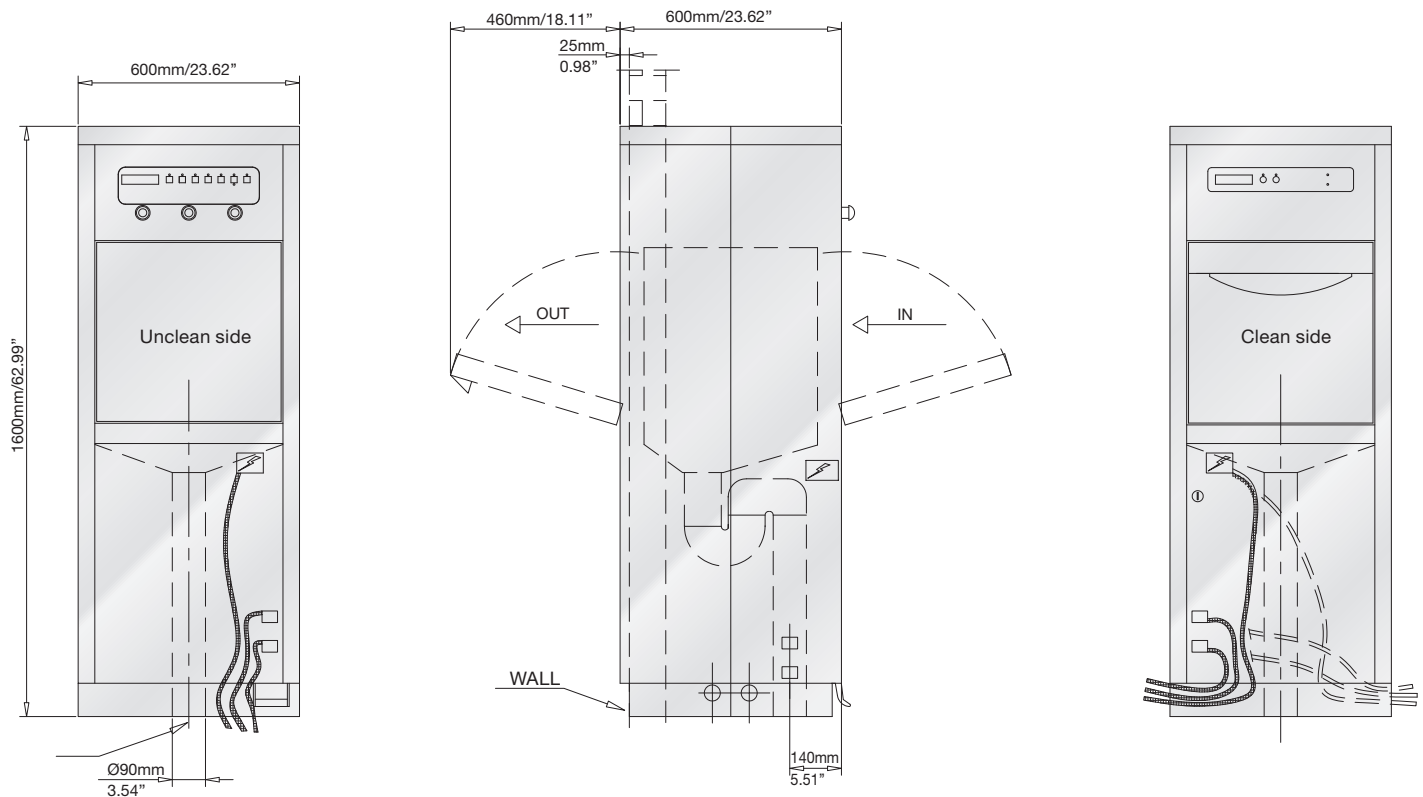
> General key features

- Large capacity of flusher disinfectors capable of holding up to 2 bedpan and 4 urinal bottles each cycle.
- Pass-through models to be used in infected areas
- Steelco control panel is easy to use and simple to understand.
- Steelcotronic control system, with auto-diagnostic checking that constantly monitors and displays current cycle status and alarms, allows to optimize the washing process and to personalize programs on board of the machines.
- Efficient tested cleaning results achieved thanks to many fixed and rotating nozzles which provide optimum water distribution inside and outside the treated items.
- Steam is conveyed through the washing nozzles to ensure the complete disinfection of the washing circuit during each process.
- Soiled goods are loaded at an ergonomic working height.
- Steelco Flusher Disinfectors are available with automatic door opening by a foot-operated pedal or with an optional infra-red proximity switch.
- A flexible holder as standard is included. Special racks and holders are available.

> Connections

Standard electrical connection (International)	400 Vac 3 N+T / 50Hz
Optional electrical connection (North America)*	3x208V/60Hz or 1x220V/60Hz
Power	6900 W
Pump power	900 W
Noise	51 dB(A)
Permitted room temperature	+5°C / +40°C

*other electrical connections also available as optional



1	Warm water connection	3/4" male	DN 20 mm
2	Cold water connection	3/4" male	DN 20 mm
3	Electrical connection		
4	Machine drain		Ø 90 mm/3.54"



Flusher disinfectors



> Steelco under counter flusher disinfecter models are made to hygienically handle and disinfect all reusable items such as bedpans, urine bottles, suction bottles and buckets. To eliminate the risk of dirty and growth of bacteria, Steelco has made internal chambers with rounded corners and smooth edges inside of the door. The machine are controlled by a LCD display with two rows of 16 characters.

> **BP 100 M**

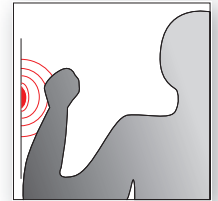
Manual door

> **BP 100 A**

Automatic door

> Compact line, LCD display, optional infra-red proximity switch that opens the door without physical contact.

> Lime-scale remover pump as standard, detergent pump optional.



Some examples of the most commonly accepted bed pans and urine bottles.

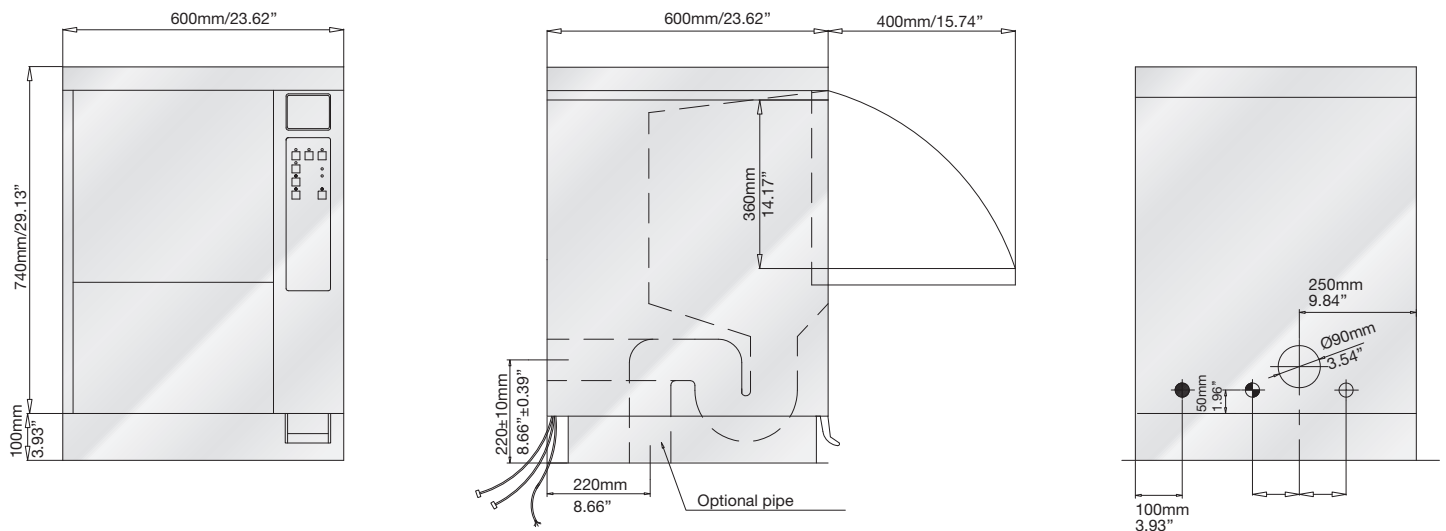
> General key features

- A multi-functional aid capable of holding all the receptacles commonly used in hospitals and nursing houses.
- Steelco control panel is safe to use and simple to understand.
- Steelcotronic control system, with auto-diagnostic checking that constantly monitors and displays current cycle status and alarms, allows to optimize the washing process and to personalize programs on board of the machines.
- Efficient tested cleaning results achieved thanks to many fixed and rotating nozzles which provide optimum water distribution inside and outside the treated items.
- Steam is conveyed through the washing nozzles to ensure the complete disinfection of the washing circuit during each process.
- Steelco flusher disinfectors are available with automatic door opening by a foot-operated pedal or with an optional infra-red proximity switch.
- A flexible holder as standard is included. Special racks and holders are available.

> Connections

Standard electrical connection (International)	400 Vac 3 N+T / 50Hz
Optional electrical connection (North America)*	3x208V/60Hz or 1x220V/60Hz
Power	5400 W
Pump power	900 W
Noise	48.5 dB(A)
Permitted room temperature	+5°C / +40°C

*other electrical connections also available as optional



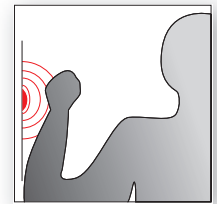
1	Warm water connection	3/4" male	DN 20 mm
2	Cold water connection	3/4" male	DN 20 mm
3	Electrical connection		
4	Machine drain		Ø 90 mm/3.54"



Drainage bag cutter and thermodisinfectior



- > The safe disposal of contaminated waste is one of the main issues for many nursing houses.
- > Fly cutter is an important support for the treatment of drainage bag for waste fluid collection: the bag is cut, washed and thermodisinfectied with steam at 90°C for one minute. **At the end of the process the bag is no more contaminated and has become a disposable product.**



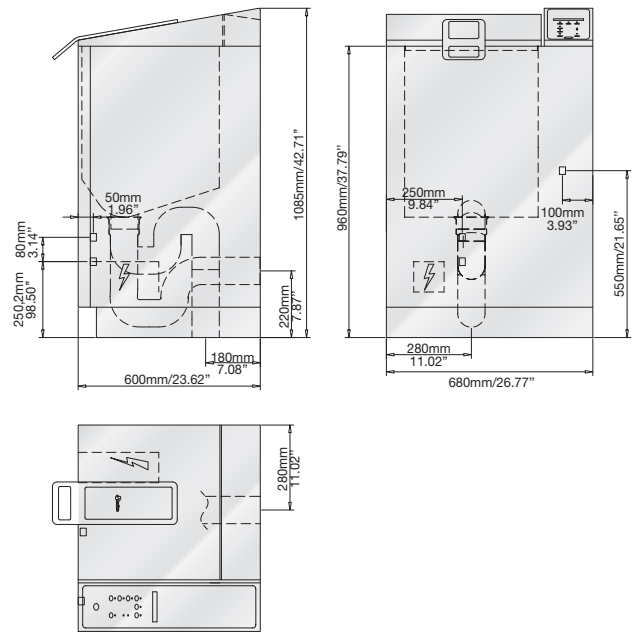
> FLY CUTTER

- > Main features:
 - Automatic multi blade system
 - Up 2 two drainage bag simultaneous treatment
 - It can cut and treat several different shaped bags.
 - Infrared proximity switch for the automatic opening of the cover
 - Automatic cycle start once the cover has been manually closed
 - Multi-jet system for the internal washing and machine auto cleaning
 - Built-in steam generator for steam disinfection at 90°C

> Connections

Standard electrical connection (International)	400 Vac 3 N+T / 50Hz
Optional electrical connection (North America)*	3x208V/60Hz or 1x220V/60Hz
Power	5400 W
Pump power	900 W
Noise	48.5 dB(A)
Permitted room temperature	+5°C / +40°C

*other electrical connections also available as optional



1	Cold water connection	3/4" male	DN 20 mm
3	Pneumatic air pressed	1/4" male	5lt/min. / 1.32Gal Us/min. 600Kpa
4	Machine drain	Ø 90 mm/3.54"	
5	Electrical connection		



Some examples of the most commonly accepted drain bags.

Configuration examples



C25 > Basket for BP100 M models

C672 > Basket for BP100 HL models

C943 > Net basket BP 100 HE-HAE-HES



Emptier available in manual or automatic version.
The automatic version works by a control on the BP front panel.

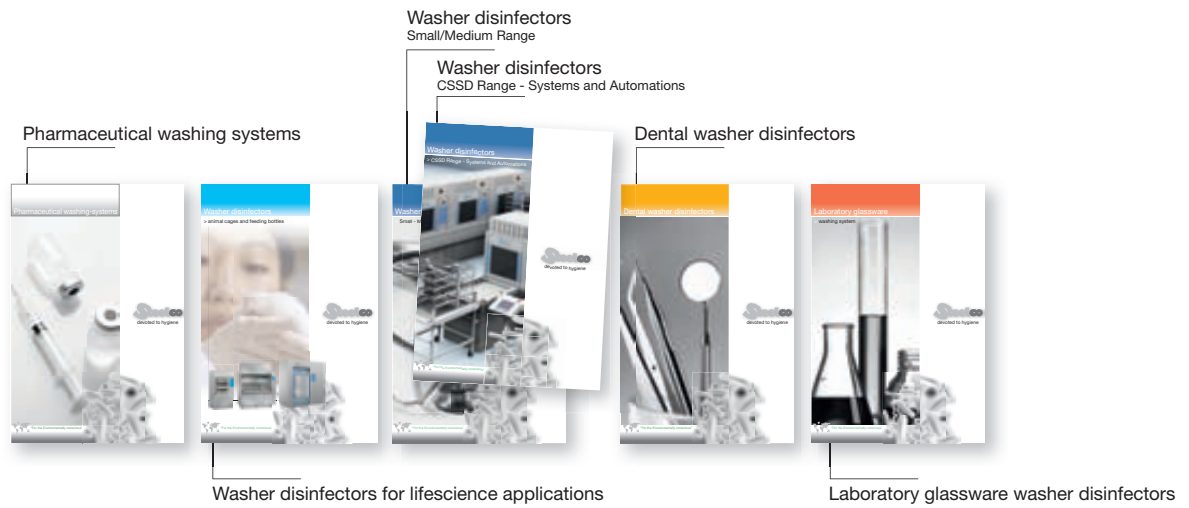
L50E (automatic)
L50 (manual)



Emptier available in manual or automatic version.
The automatic version works by a control on the BP front panel.

L50E (automatic)
L50 (manual)





STEELCO S.p.A.
 Via Balegante, 27
 31039 Riese Pio X (TV) - Italy
 Tel. +39 0423 7561
 Fax +39 0423 755528
 e-mail: steelco@steelcospa.com
 Web Site: www.steelcospa.com

